

AC Filter, DIN Rail Mounting



Description

- Chassis:
DIN rail mounting
- Line filter in industrial version, 1 stage, high attenuation
- Especially effective against asymmetrical interferences in the frequency range from 100kHz up to 30MHz

Approvals

- VDE Certificate Number: 40030734
- UL File Number: E72928

Characteristics

- Protection against interference voltage from the mains
Possible interferences generated in the equipment are strongly attenuated
- Especially designed for electric switch and control cabinets
- Qualified for use in equipment according IEC/EN 60950

Weblinks

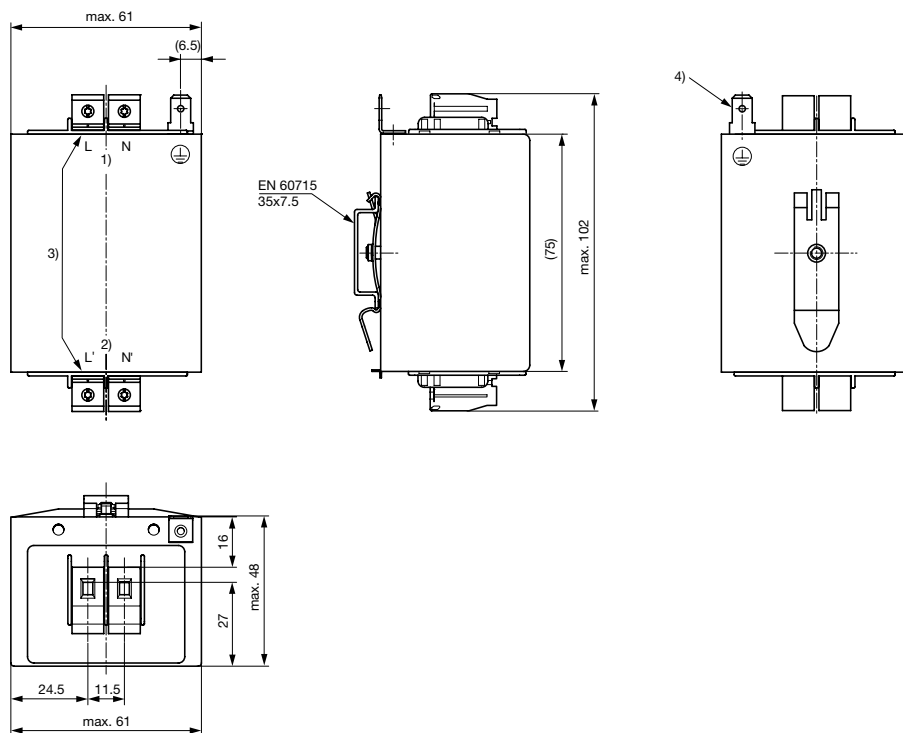
[pdf](#), [html](#), [General Product Information](#), [Approvals](#), [RoHS](#), [CHINA-RoHS](#), [Mating Connectors](#), [e-Shop](#), [SCHURTER-Stock-Check](#), [Distributor-Stock-Check](#), [Accessories](#)

Technical Data

Ratings IEC	10 - 20A @ Ta 40 °C / 250VAC; 50Hz
Ratings UL/CSA	10 - 20A @ Ta 40 °C / 125/250VAC; 60Hz
Leakage Current	industrial < 2.1 mA (250V / 50Hz)
Dielectric Strength	1.7 kVDC between L-N 2.7 kVDC between L/N-PE Test voltage (2 sec)
Allowable Operation Temp.	-25 °C to 100 °C
Climatic Category	25/100/21 acc. to IEC 60068-1
Degree of Protection	IP 20 IEC 60529
Protection Class	Suitable for appliances with protection class 1 acc. to IEC 61140
Terminal	Bolts and nuts M4, Quick connect terminal for PE
Material: Housing	Metal

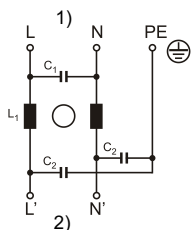
Line Filter	Industrial Version, IEC 60939, IEC 60601-1, UL 1283, UL 544, EN 133 200, CSA C22.2 no. 8 Technical details
MTBF	> 200'000h acc. to MIL-HB-217 F

Dimensions



- 1) Line
- 2) Load
- 3) Tightening torque 0.6-0.8 Nm, Screw 4mm²
- 4) Quick connect terminal 6.3x0.8mm

Diagrams



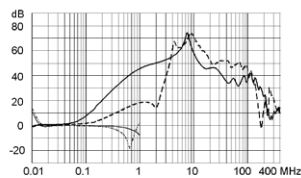
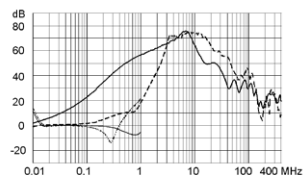
- 1) Line
- 2) Load

Attenuation Loss 0.1/100Ω differential mode 100/0.1Ω differential mode - - - - differential mode ____ common mode

Industrial Version

10 A

20 A



Variants

Rated Current [A]	Leakage Current [mA] ¹⁾	L [mH]	C1 (X2) [nF]	C2 (Y2) [nF]	Weight [g]	Screw clamps [mm ²] ²⁾	Order Number
10	2.1	2 x 1	68	22	-	4	5500.2261
20	2.1	2 x 0.15	68	22	-	4	5500.2262

1) Leakage current acc. IEC60950 - 5.2.3 - Annex D (situation when neutral is interrupted)

2) Maximum conductor cross section (wire gauge) to be used; a comparative table for AWG and mm² values can be found in the general product information www.schurter.com/emc_info

Packaging unit 5 Pcs
